

Worksheet: Ishita's Hospital Visit

Name: _____

Date: _____

Part A: Story Recall – Fill in the Blanks

The help boxes are provided for children to refer and write the answers. If a child is seeking help, it is suggested to redirect them to the help box and write the answers.

Fill in the missing words as we remember Ishita's journey.

1. Ishita was feeling _____.

2. She went to the _____ pump first.

3. She paid Rs. _____ for petrol.



4. Then, she went to the _____ (place where the doctor works).

5. At the hospital, the receptionist asked her to pay Rs. _____.

6. The doctor gave her a _____ for medicines.

7. Ishita went to the _____ shop.

8. She got her medicines and paid Rs. _____.

Prescription	Petrol	250	Medical
200	Sick	Hospital	500

**The words can also be cut and pasted in the fill in the blanks.*

Worksheet: Ishita's Hospital Visit

Name: _____

Date: _____

Part B: Ishita's Story – Match the Pictures

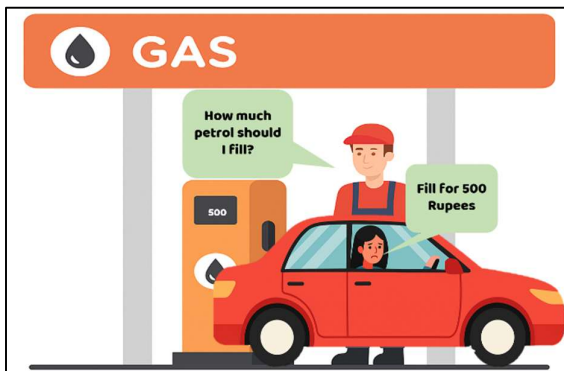

Look at the pictures and match them with what Ishita did.

1. Petrol Pump → _____

2. Hospital → _____

3. Doctor → _____





4. Medicines → _____



Paid the doctor fee	Filled petrol
Gave prescription	Bought medicines

Part C: Fill in the Boxes

Write (or draw) what happened at each step and how much Ishita paid.


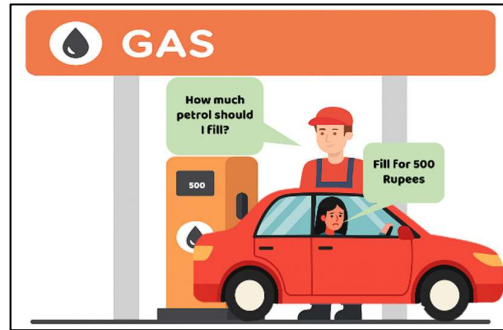
Picture	What did Ishita do?	How much did she pay?
	_____	Rs. _____
	_____	Rs. _____
	_____	(Included in hospital fee)
	_____	Rs. _____

Total Money Spent = Rs. _____

Paid the doctor fee	Filled petrol	200	500
Gave prescription	Bought medicines	950	250

Part D: Think About It

1. What things did Ishita buy? (circle the pictures)



2. Who did Ishita pay for their work? (tick ✓)

- a. Petrol Pump Attendant
- b. Doctor
- c. Pharmacist
- d. Dog

3. Why did Ishita pay at the hospital?

-
- a. Because she had money
 - b. Because she wanted to
 - c. Because she wants to see the doctor

Part E: Math Challenge

Add the amounts.

- Petrol: Rs. 500
- Hospital: Rs. 200
- Medicines: Rs. 250



Total = Rs. _____ + _____ + _____ = Rs. _____

Words for pasting- You can use this for children who cannot write or draw. These words can be cut and pasted in the worksheet in the relevant spaces.

Part A

Prescription	Petrol	250	Medical
200	Sick	Hospital	500

Part B

Paid the doctor fee	Filled petrol
Gave prescription	Bought medicines

Part C

Paid the doctor fee	Filled petrol	200	500
Gave prescription	Bought medicines	950	250

Part E

500	200
250	950

Answer Key (Teacher Copy)

Part A: Fill in the blanks

1. Sick
2. Petrol
3. 500
4. Hospital
5. 200
6. Prescription
7. Medical
8. 250

Part B Matching:

- Petrol Pump → She filled petrol (500)
- Hospital → She paid consultation fee (200)
- Doctor → Gave prescription
- Medicines → She bought for Rs. 250

Part C Flow:

Petrol (500) + Hospital (200) + Medicines (250) = 950

Part D:

- Bought = Petrol, medicines
- Paid for work = Petrol pump attendant, doctor, pharmacist
- Paid at hospital = To see the doctor (consultation fee)

Part E:

$500 + 200 + 250 = 950$